


# Archdiocese of Saint Boniface Annual Financial Report

January 2011



## Diocesan Finance Committee

Mgr Albert LeGatt - Archbishop  
 André Couture, C.A., chairman  
 Cameron Morrill, C.G.A.  
 Marcel Carrière, priest  
 Marcel Damphousse, priest

René Chartier, priest  
 Julie Turenne-Maynard  
 Lucien Rioux  
 Marc Marion  
 Richard Fréchette, C.M.A.

Dear friends in Christ,

To construct a church building requires many bricks or much lumber. To build the Church as the People of God, the Body of Christ gathered by the Spirit, many building blocks are also needed. Key among these are the generous gifts of the faithful which bring life and vitality to parishes and to a diocese, gifts of time, talent and treasure. Through the gospel value of stewardship, we recognize all we have been given by God and we choose to share these gifts.

With this Annual Financial Report, I wish to thank you all for your very generous financial contributions and support of the many pastoral and administrative works of the Archdiocese.

An important “glue” that binds a diocesan Church together are its instruments of communication and financial transparency. The report we are presenting reflects the financial situation of the Archdiocese on January 31, 2010<sup>1</sup>. As you study this report, if you have any questions, please do not hesitate to contact our Financial Administrator, Richard Fréchette at 237-9851, extension 226.

+Albert LeGatt

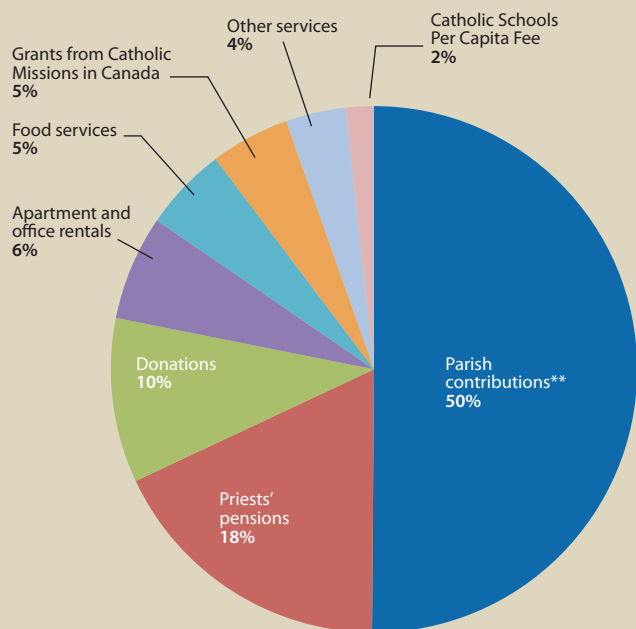
Archbishop of Saint Boniface

<sup>1</sup> Our financial year starts on Feb. 1 of one year and ends on Jan 31 of the next year.

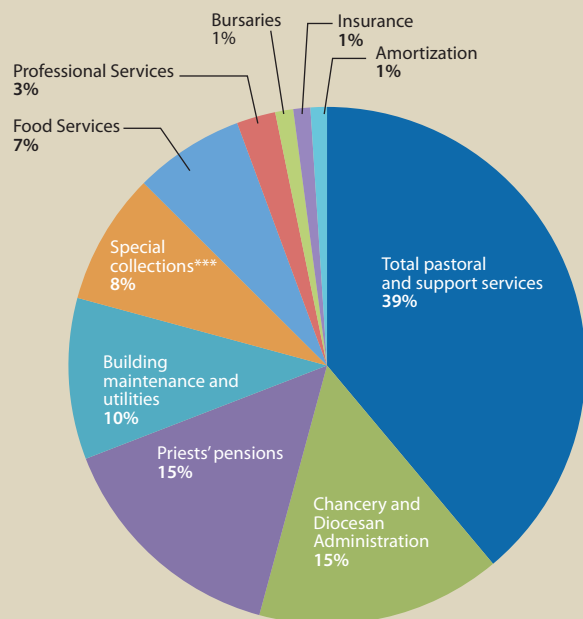
## Interesting facts:

Catholic population	113,495
Parishes	75
Missions	23
Catholic Schools	7
Deaneries	7
Baptisms	796
Confirmations	703
First Communions	697
Marriages	222
Funerals	567

Revenues



Expenses from operations



**Notes**
**ON THE 2009 ANNUAL FINANCIAL REPORT**

To ensure that all Catholics belonging to the Archdiocese of Saint-Boniface are well informed, we feel it is important to publish the Annual Financial Report of the Diocesan Administration. Here, then, is the report in question; it is also available in more detail on the Archdiocese's Website: [www.archsaintboniface.ca](http://www.archsaintboniface.ca). This is the first time it is being published in this manner, which explains the few months' delay. Please note: Parishes, Missions and Parochial Schools each produce their own Annual Financial Report.

A financial report such as this can usually be better understood with a few explanatory notes. First of all, it must be understood that several diocesan services are offered to Parishes by the Diocesan Curia and the Pastoral Centre, including the upkeep of buildings. You will note that there are two columns of numbers: the left one refers to the year 2009 that ended in January 2010; the right one refers to the preceding year, 2008.

With regard to the **Revenues** section, you will notice that:

- About 50% of revenues are generated by Sunday collections in Parish churches.
- Donations are generated mostly by legacies/bequests in Wills and by the generosity of some people. In addition, this includes \$59,661 in Mass honoraria, \$55,343 from the monies collected on Good Friday and destined for the Holy Land, and \$21,084 from contributions from priests for seminarians. These gifts vary from year to year.
- Priests residing in the Archbishop's House, as well as the employees of the Archdiocese and the Pastoral Centre, pay for their own meals. This explains the food services revenue.
- Every year, the national organization called "Catholic Missions in Canada" makes a donation to the Diocese in support of aboriginal missions.
- Catholic schools pay the Diocese a per capita fee for the diocesan administrative services rendered.

For further clarification with regard to **Expenses**, three important aspects are to be noted:

- Looking at the overall picture, more than 39% of the Expenses, i.e. \$1,341,790, cover the many pastoral services of the Diocese.
  - The sum of \$267,175 is allocated to 8 aboriginal missions, served by 4 priests, one more in 2009.
  - There was an increase in costs for diocesan celebrations in 2009 as compared to 2008 because of the events held to celebrate both the departure of the former Archbishop and the installation of Archbishop LeGatt.
  - The Marriage Tribunal for possible declarations of nullity hires paid help.
  - The greater part of the costs of Catholic schools is assumed by the schools. See Revenue #5. In addition, the Diocese offers administrative and pastoral services to the schools.
  - Vocations include the training of seminarians.
  - An entry of \$59,661 for Mass honoraria appears in Revenues as part of the donations. This amount comes from the surplus of Mass intentions from Parishes. They are redistributed to retired priests, missionaries or others, who celebrate these intentions.
  - Marriage and Family Services are provided by a part-time employee.
  - Under the heading Other Services in the Revenues column is the sum of \$8,125, collected from Parishes and institutions for the annual Retreat of Priests.
  - A new policy concerning the cultural integration of priests from outside Canada explains the decrease in costs in 2009. The Diocese gives them appropriate training.
- The Chancery expenses cover the administrative costs of the entire Diocesan Curia. As for those of the administration, they cover the management of the employee benefits program for the Parishes, the insurance of Parish properties and various administrative services offered to Parishes and the Archbishop's House and Pastoral Centre.
- The professional services represent the costs incurred by those managing diocesan investments, as well as legal and auditing costs.

In conclusion, one last general note. The Archdiocese's low risk investments are in the hands of professionals knowledgeable in such matters and administered with great prudence. The resulting income serves to finance the pastoral services. Even if the recent financial crisis greatly reduced the interests for 2008/09 and part of 2009/10, we were able to recoup them in the last year. The yield is now significant for the current year.

**La Corporation archiépiscopale catholique romaine de Saint-Boniface**
**Statement of Operations**

For the Year February 1, 2009 to January 31, 2010

<b>Revenues</b>	<b>2009</b>	<b>2008</b>
	\$	\$
Parish Contributions**	1,385,612	1,397,392
Priests' Pension	494,971	477,648
Donations	279,536	585,066
Apartment and office rentals	177,988	168,449
Food services	142,374	146,127
Grants from Catholic Missions in Canada	134,500	161,838
Other services	102,213	70,244
Catholic Schools Per Capita Fee	47,483	45,770
<b>Total revenues from operations</b>	<b>2,764,677</b>	<b>3,052,534</b>
<b>Operating Expenses</b>		
<b>Pastoral and Support Services:</b>		
First Nations Missions	267,175	188,147
Pastoral Center	135,184	122,613
Priest sabbaticals and studies	113,369	106,376
Parishes in need	91,602	119,173
Catechetics	82,190	80,963
Diocesan celebrations	75,739	16,145
Tribunal	75,222	80,100
Lay formation	71,357	64,841
Handmaids of the Holy Child Jesus Convent	68,700	63,750
Catholic Schools	63,164	72,842
Youth Ministry	61,766	67,828
Other expenses	61,272	59,046
Vocations promotion and studies	46,889	91,805
Mass Honoraria	31,206	53,770
Marriage and Family	29,930	32,354
Ecumenism	25,239	23,837
Priests' retreat	14,340	26,401
Cultural integration of foreign priests	12,870	58,442
Liturgy	6,622	6,551
Council of Priests	5,956	5,099
Diocesan Pastoral Council	1,999	2,962
<b>Total pastoral and support services</b>	<b>1,341,790</b>	<b>1,343,045</b>
Chancery and Diocesan Administration	528,201	483,979
Priests' pensions	514,238	475,460
Building maintenance and utilities	347,768	336,978
Special collections***	284,503	313,198
Food services	237,549	290,701
Professional services	83,870	87,509
Bursaries	38,868	2,511
Insurance	36,685	33,232
Amortization	35,435	26,365
<b>Total expenditures</b>	<b>3,448,908</b>	<b>3,392,978</b>
<b>Shortfall in revenues over expenditures before investment income</b>	<b>(684,231)</b>	<b>(340,444)</b>
<b>Investment Income</b>	<b>1,089,786</b>	<b>(693,223)</b>
<b>Excess of revenues over expenditures</b>	<b>405,555</b>	<b>(1,033,667)</b>
<b>Diocesan Investments</b>	<b>7,969,607</b>	<b>7,564,052</b>
<b>*** Special Collections</b>		
Development and Peace Haiti	50,712	0
Propagation of the Faith	35,000	42,605
Catholic Missions in Canada	40,000	40,000
Papal Charities	60,000	70,700
Church in Canada	29,237	60,598
Holy Land	60,000	75,500
Diocesan Charities	9,554	23,795
	<b>284,503</b>	<b>313,198</b>